

BORSTELFABRIEK HOLLAND



COSMA




COSMA



The Cosma-profile is a sander for mouldings. In the standard version, the machine has 2 to 18 sanding heads with brushes. All these sanding units are adjustable in height, width and angle of inclination.

With this machine, products can be sanded at a speed up to 100 metres per minute. The same brushes can sand various types of products, enabling rapid conversion times and limiting the total investment in sanding materials.

Send us an un-sanded product and we will send it back to you sanded.



Obviously, not all sanding problems can be solved with a few standard machines.

Often specially designed and constructed machines are the only alternative for such problems. One example of this is the automatic sanding machine illustrated here: the Cosma 2600-V30. A vertical sanding machine that allows you to dust, to do white woodsanding and to denib.

We think it's a challenge to put our heads together and come up with a solution for your sanding problems - even if a solution may not be immediately obvious.


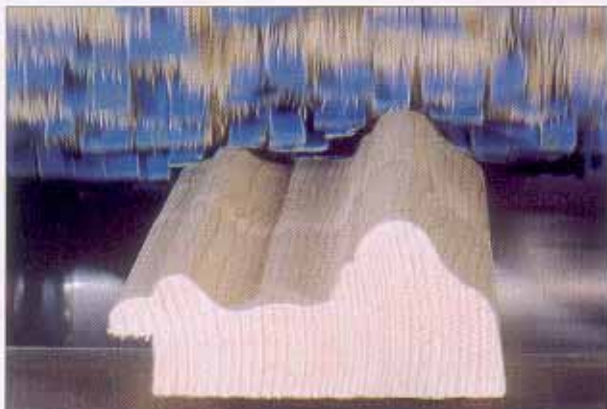


The Edrufflex brush combines powerful sanding qualities with durability. We produce

the Edrufflex brush in various sizes, from small (150 mm) to large (460 mm), and adapt it for every type of use. After all, no matter how efficient a machine can be, it's the brush that has to do the work.

The good results on hardwoods and MDF are striking as well as the durability. Using an Edrufflex brush-roller 8 hours a day, it often lasts for one or two years!

The Edrufflex brush is the reason of our succes.



The Cosma 800/1300 consist of a series of machines for

sanding products wich pass on a conveyor belt under a number or rollers with brushes.

The Cosma 1300-30 (our best sold machine) has brush rollers that are angled against the direction in which the conveyor belt is moving, the brushes oscilate and the two rollers rotate in opposite directions. All this ensures an optimum brushing effect, even with moulded profiles and against rounded edges.

In addition, it is important to realise that the number of revolutions of the brushes and the speed of the conveyor belt can be gradually adjusted. Furthermore, the belt can be supplied with a vacuum system to hold smaller products in place while they are being sanded.

Our Edrufflex sandingbrushes make these machines very suitable for the white woodsanding and denibbing of various products.



Borstelfabriek Holland is a family firm which has been making technical brushes for treating surfaces since 1948. Since 1983, our main activity has been the sanding of wood.

In the first instance, this was only with brushes, but we soon expanded our activities to machines, which are entirely developed and constructed in house.

We are assisted in many countries by specialists who ensure that our products are

adapted to specific requirements.

The Cosma Centre is an excellent opportunity for us to study new applications of sanders, to demonstrate our solutions for you and to process some test series of your product.

We hope that we will soon be able to give further information about what we can do in our Cosma Centre or at your own place of work.



Design: Franke & Franke - Amsterdam/Foto 's: Cor. Dambinis Reproducties, Weert



Uneeda Enterprises, Inc.

640 Chestnut Ridge Road
P.O. Box 209
Spring Valley
New York 10977

(845) 426-2800
(800) 431-2494

Fax (845) 426-2810
web site: www.uneeda.com